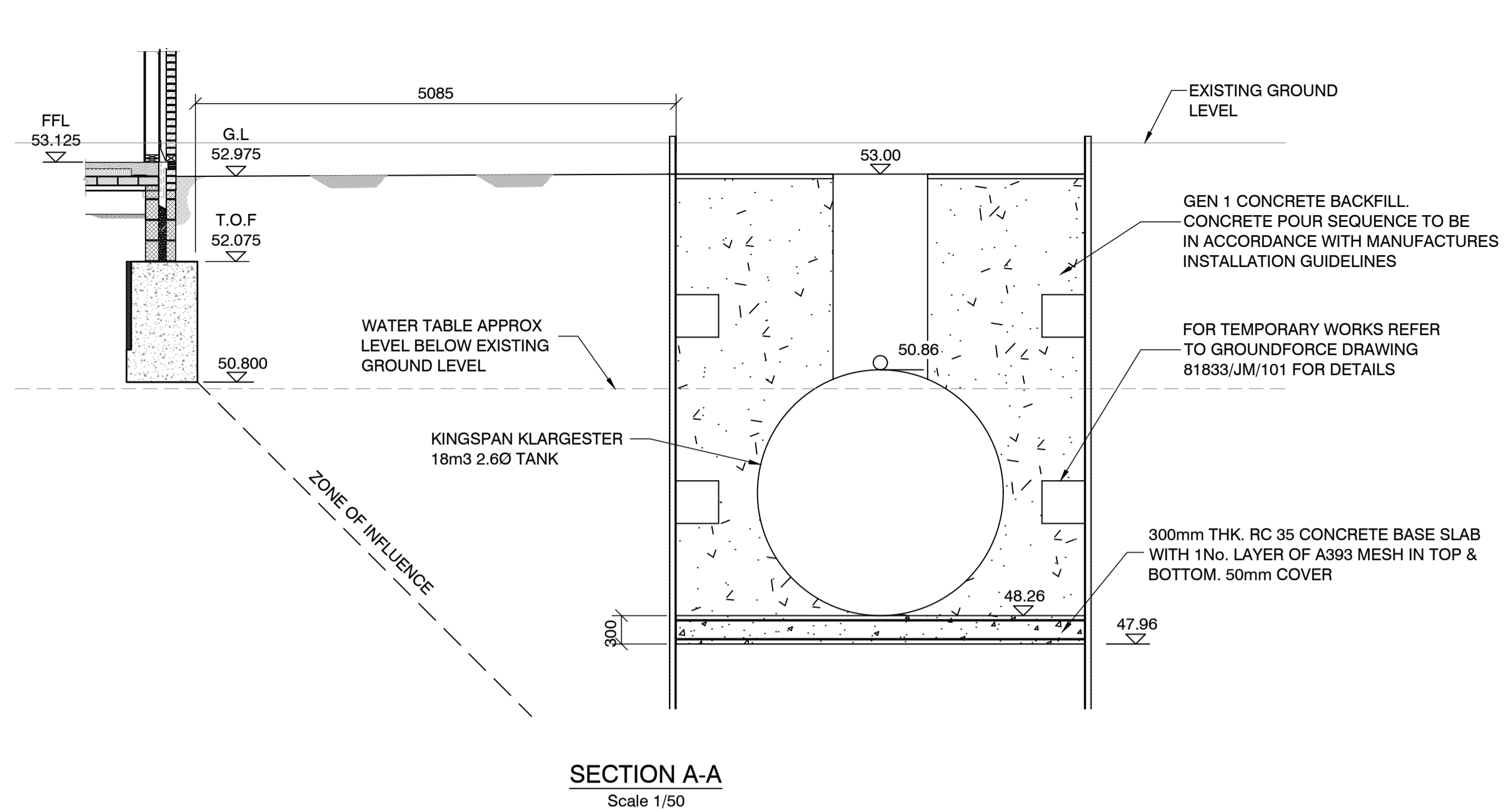
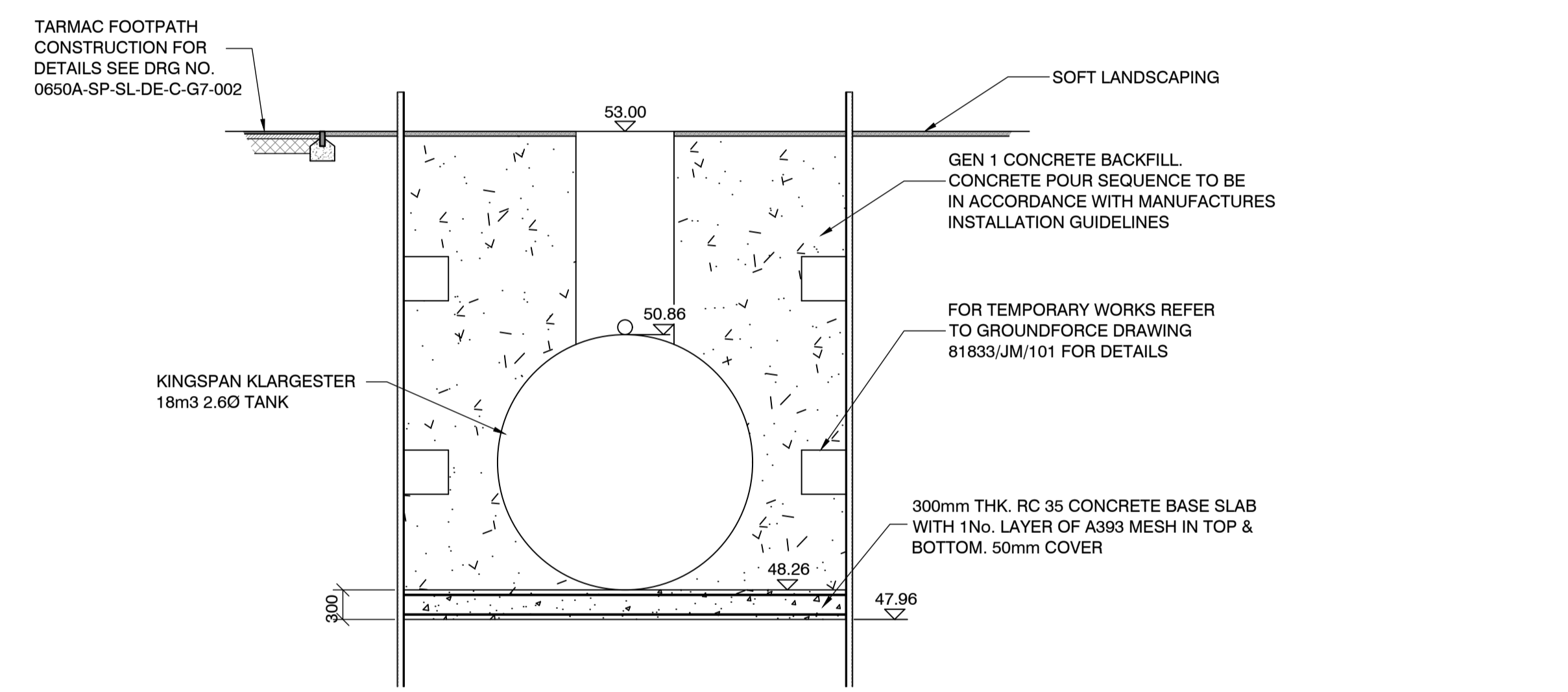


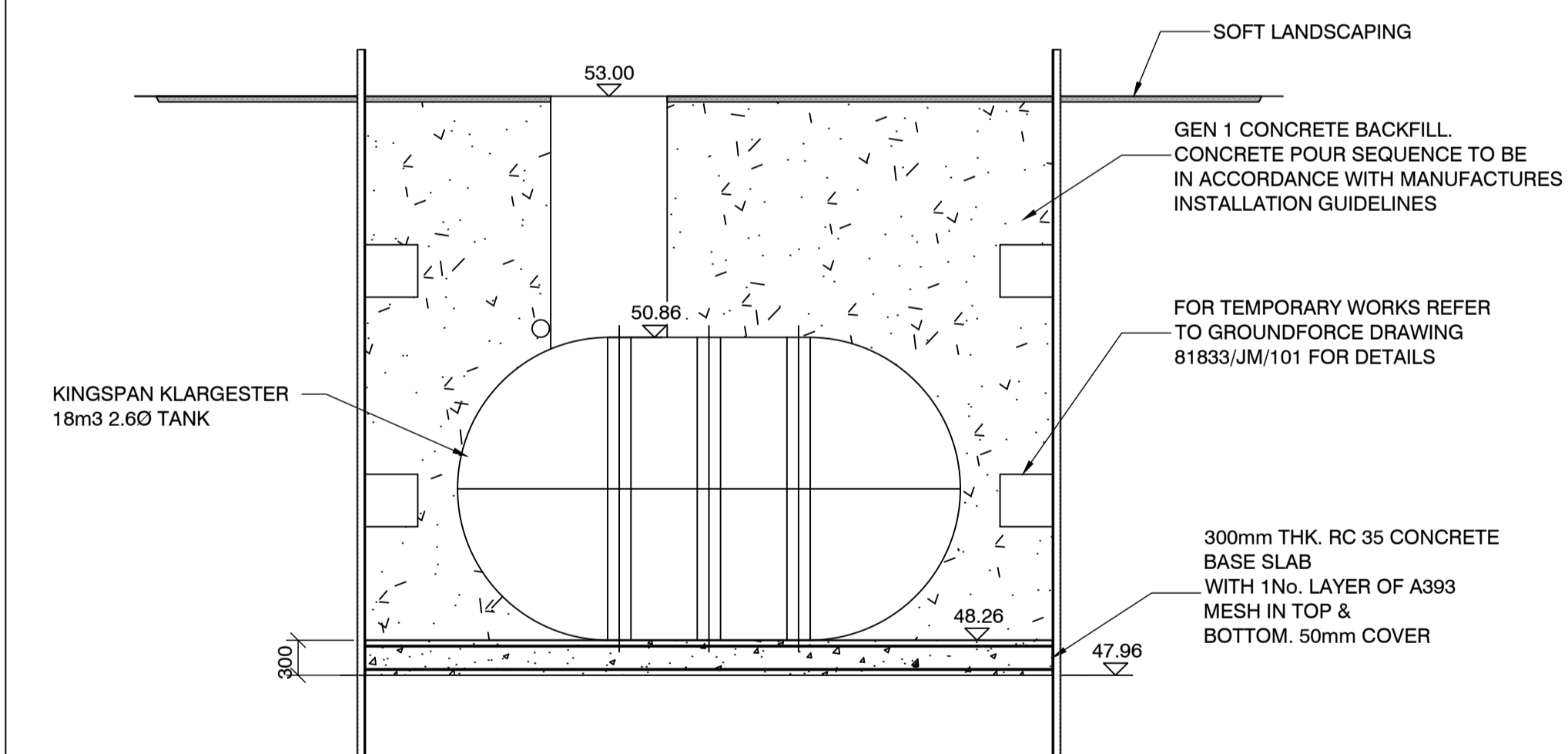
LOCATION PLAN
SCALE 1:50



SECTION A-A
Scale 1/50



SECTION B-B
Scale 1/50



SECTION C-C
Scale 1/50

- NOTES**
1. If subgrade material is frost susceptible the full carriageway construction thickness is to be no less than 450mm.
 2. If CBR values are less than 2% then the advice of the Engineer must be sought.
 3. The developer shall take CBR test of road formation levels and results to be made available to the engineer for approval.
 4. This drawing is to be read in conjunction with all other engineers drawings and all other project information. Any discrepancies to be reported to the engineer immediately.
 5. Before work commences the contractor should liaise with all statutory undertakers to determine the exact locations of all apparatus and take all precautions deemed necessary to locate, protect and where necessary divert such equipment.
 6. Contractor/client to obtain relevant permits/licences with Environmental Agency

CONSTRUCTION

Rev	Date	Description	By
Dimensions to be verified on site. This drawing should not be scaled. Use figured dimensions only. Any discrepancies should be referred to the Engineer prior to work being put in hand. This drawing is copyright.			
QuadConsult Limited Columbus House, Village Way Greenmeadow Business Park Cardiff CF15 7NE 029 2077 9644 contactus@quadconsult.co.uk www.quadconsult.co.uk		 ENGINEERS IN PARTNERSHIP Consulting Civil & Structural Engineers	
Client			
Project			
LORD HARRIS COURT			
Title			
SEPTIC TANK PLAN AND SECTIONS			
Drawing Status			
CONSTRUCTION			
Designed by	Drawn by	Checked by	Date
SJ	SKT	SW	MAR 2021
Scales @ A1 size			
1:50			
Document No			
0650A-SP-SL-DE-C-G77-017			

247

D:_project\0650A-SP-SL-DE-C-G77-017.dwg

This page is intentionally left blank