

37 Commissioning of hydrotherapy services in Berkshire West

Tuesday, November 03, 2020

496

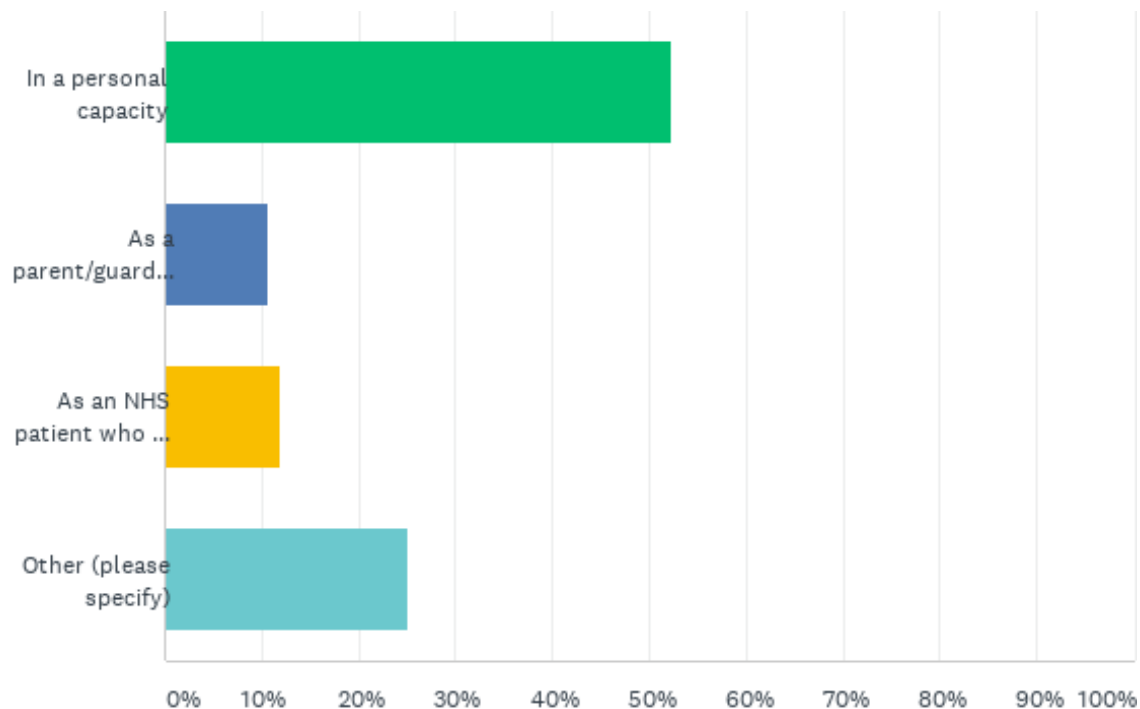
Total Responses

Date Created: Thursday, August 06, 2020

Complete Responses: 339

Q1: About your response. I am providing a response:

Answered: 494 Skipped: 2



39

Q1: About your response.I am providing a response:

Answered: 494 Skipped: 2

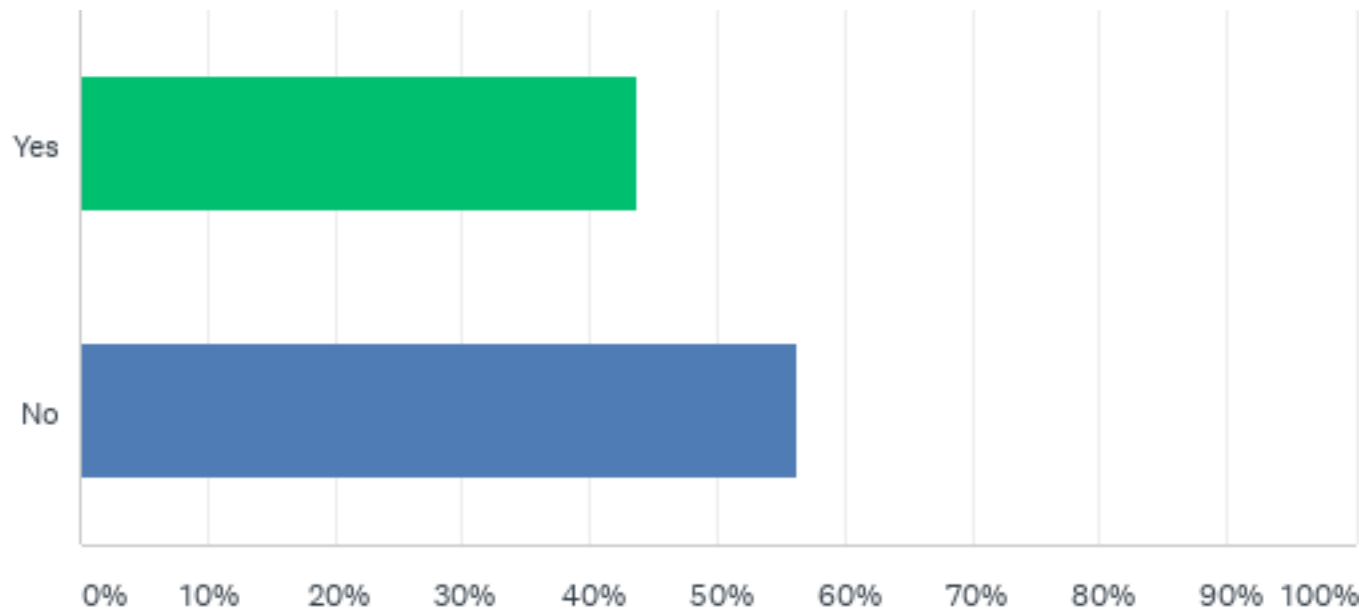
40

ANSWER CHOICES	RESPONSES	
In a personal capacity	52.23%	258
As a parent/guardian of a child (under 18)	10.73%	53
As an NHS patient who has been prescribed NHS hydrotherapy sessions by a clinician/physiotherapist	11.94%	59
Other (please specify)	25.10%	124
TOTAL		494

Q2: Before the Covid pandemic did you use the NHS hydrotherapy service currently provided in Reading?

Answered: 496 Skipped: 0

41



Q2: Before the Covid pandemic did you use the NHS hydrotherapy service currently provided in Reading?

Answered: 496 Skipped: 0

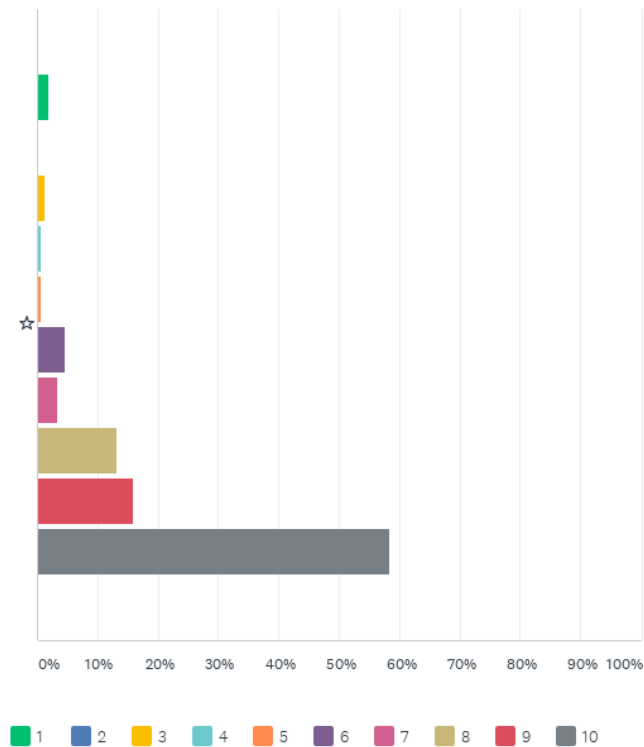
42

ANSWER CHOICES	RESPONSES	
Yes	43.75%	217
No	56.25%	279
TOTAL		496

Q3: How would you rate the NHS hydrotherapy service?(1 poor - 10 very good)

Answered: 151 Skipped: 345

43



Q3: How would you rate the NHS hydrotherapy service?(1 poor - 10 very good)

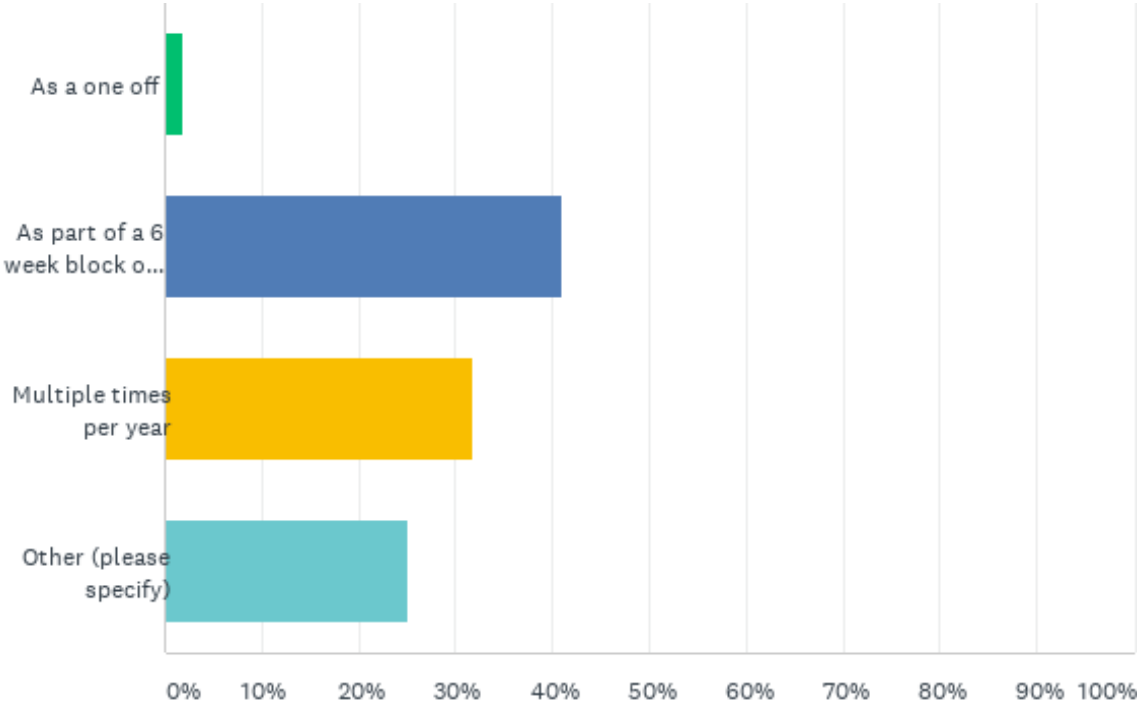
Answered: 151 Skipped: 345

44	1	2	3	4	5	6	7	8	9	10	TOTAL	WEIGHTED AVERAGE
☆	1.99%	0.00%	1.32%	0.66%	0.66%	4.64%	3.31%	13.25%	15.89%	58.28%	151	8.95
	3	0	2	1	1	7	5	20	24	88		

Q4: How often did you use the service?

Answered: 151 Skipped: 345

45



Q4: How often did you use the service?

Answered: 151 Skipped: 345

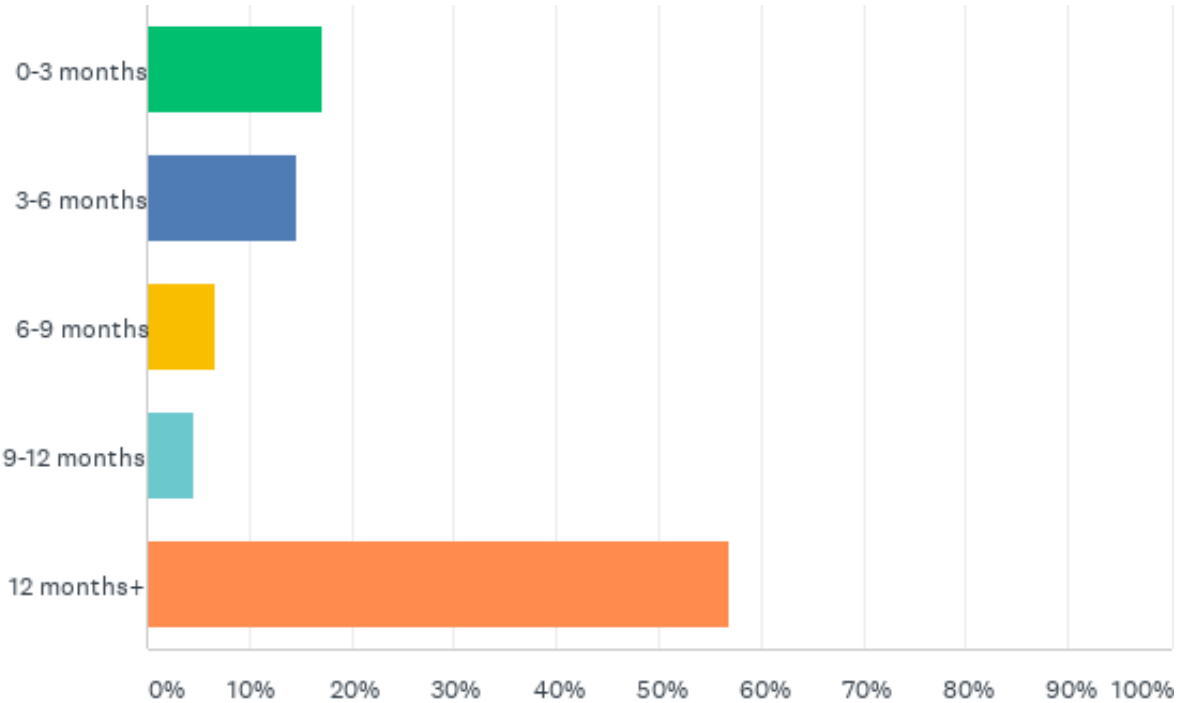
46

ANSWER CHOICES	RESPONSES	
As a one off	1.99%	3
As part of a 6 week block of sessions	41.06%	62
Multiple times per year	31.79%	48
Other (please specify)	25.17%	38
TOTAL		151

Q5: Over what period of time have you used the service?

Answered: 151 Skipped: 345

47



Q5: Over what period of time have you used the service?

Answered: 151 Skipped: 345

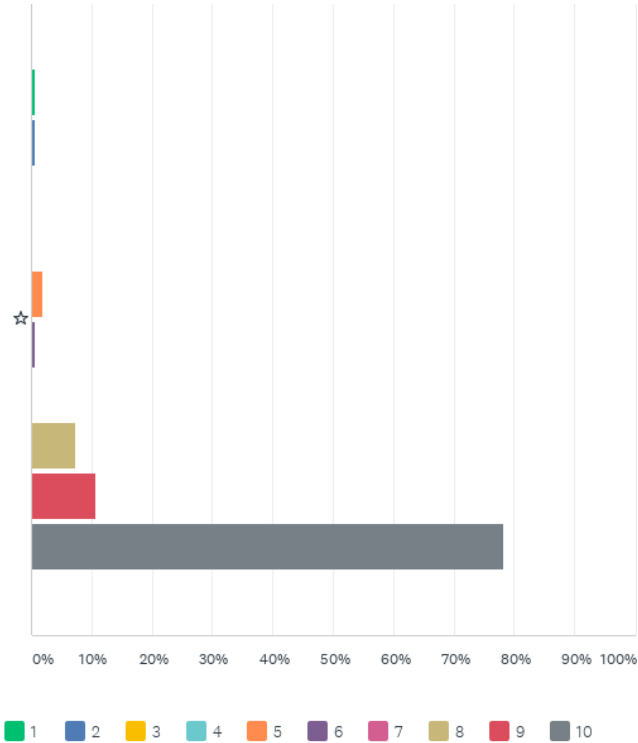
48

ANSWER CHOICES	RESPONSES	
0-3 months	17.22%	26
3-6 months	14.57%	22
6-9 months	6.62%	10
9-12 months	4.64%	7
12 months+	56.95%	86
TOTAL		151

Q6: How beneficial did you find hydrotherapy?(1 not at all - 10 extremely beneficial)

Answered: 151 Skipped: 345

49



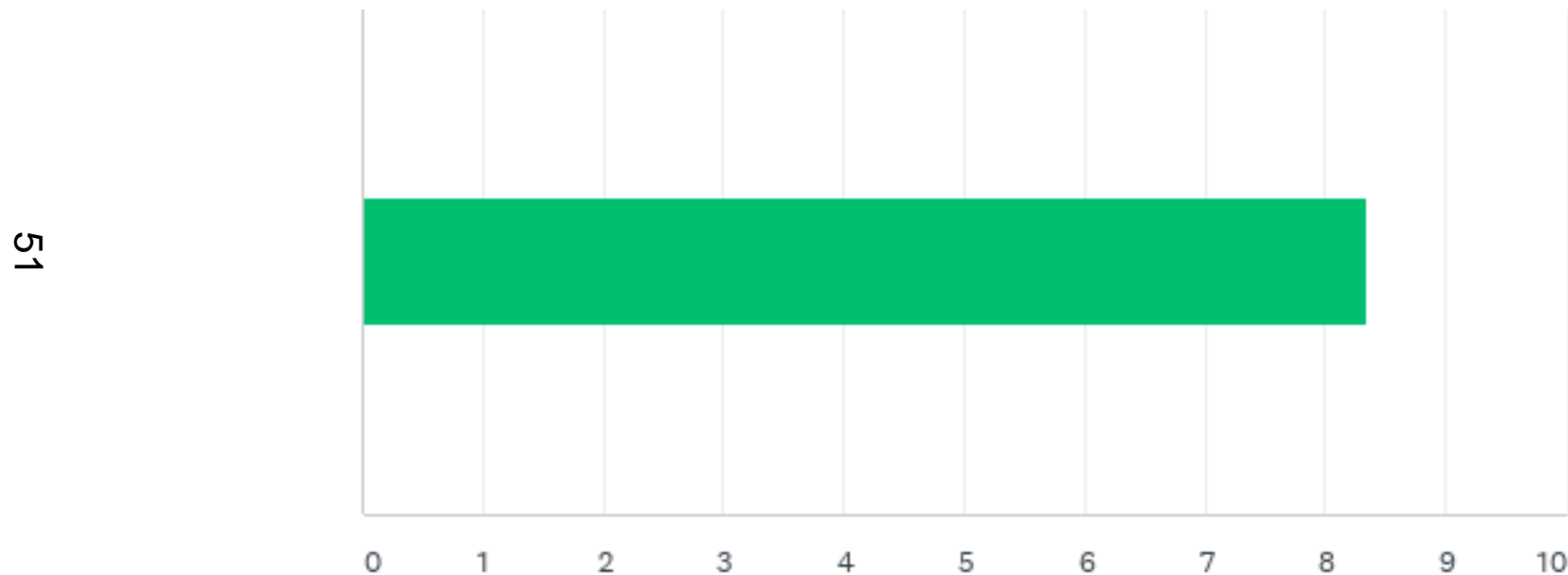
Q6: How beneficial did you find hydrotherapy?(1 not at all - 10 extremely beneficial)

Answered: 151 Skipped: 345

50	1	2	3	4	5	6	7	8	9	10	TOTAL	WEIGHTED AVERAGE
☆	0.66%	0.66%	0.00%	0.00%	1.99%	0.66%	0.00%	7.28%	10.60%	78.15%		
	1	1	0	0	3	1	0	11	16	118	151	9.51

How easy to get to was the physical therapy facility for you? (Use the slider to select a whole number between 1 not at all - 10 very easy. Please do not type in a number for this question)

Answered: 151 Skipped: 345



How easy to get to was the hybrid therapy facility for you? (Use the slider to select a whole number between 1 not at all - 10 very easy. Please do not type in a number for this question)

Answered: 151 Skipped: 345

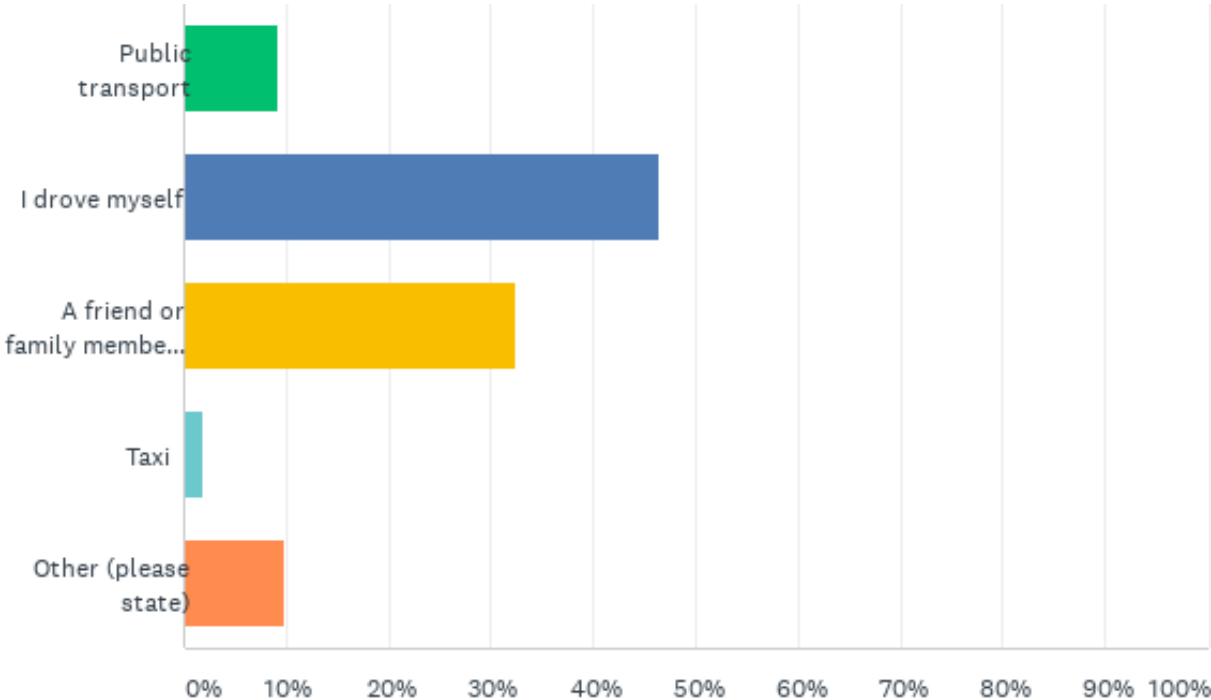
52

ANSWER CHOICES	AVERAGE NUMBER	TOTAL NUMBER	RESPONSES
	8	1,260	151
Total Respondents: 151			

Q8: How did you travel to your Hydrotherapy appointment?

Answered: 151 Skipped: 345

53



Q8: How did you travel to your Hydrotherapy appointment?

Answered: 151 Skipped: 345

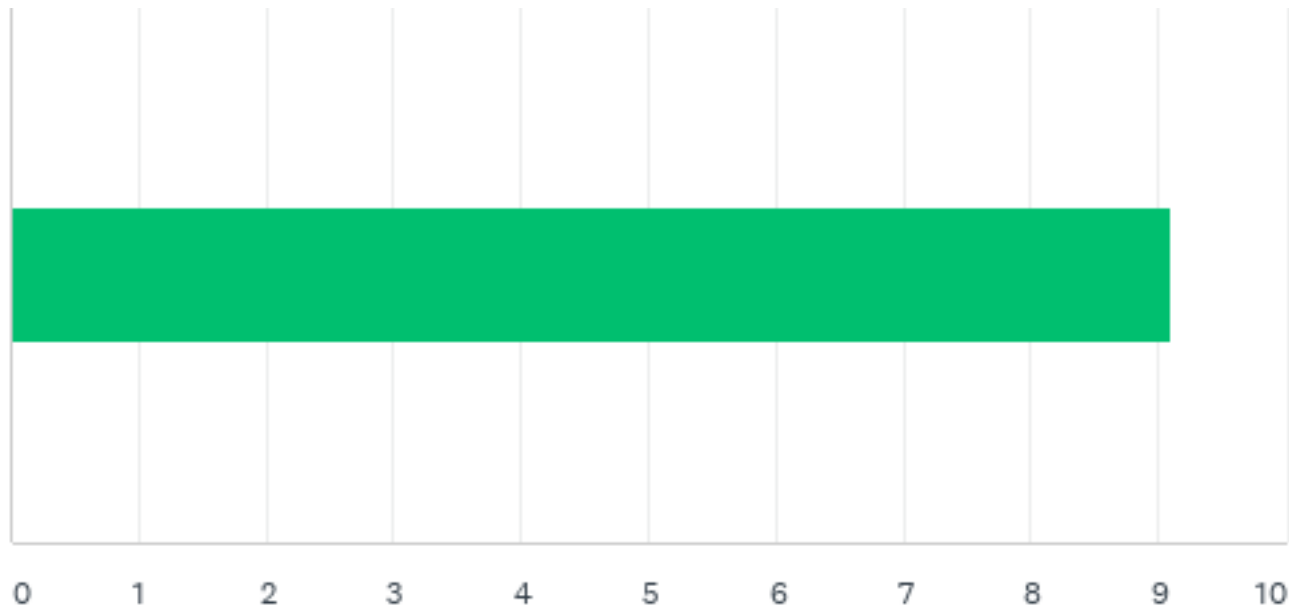
54

ANSWER CHOICES	RESPONSES	
Public transport	9.27%	14
I drove myself	46.36%	70
A friend or family member drove	32.45%	49
Taxi	1.99%	3
Other (please state)	9.93%	15
TOTAL		151

slider to select a whole number between 1 and 10. Please do not type in a number for this question)

Answered: 364 Skipped: 132

55



slider to select a whole number between 1 and 10. Please do not type in a number for this question)

Answered: 364 Skipped: 132

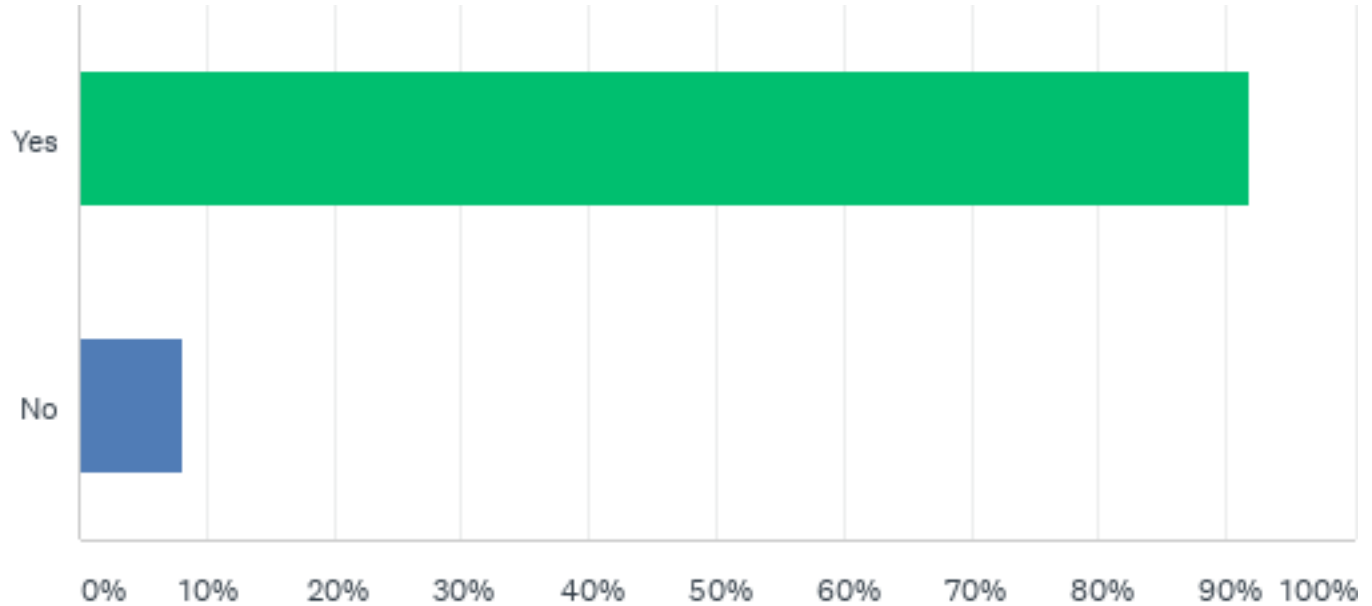
56

ANSWER CHOICES	AVERAGE NUMBER	TOTAL NUMBER	RESPONSES
	9	3,313	364
Total Respondents: 364			

and the clinical evidence, do you think Hydrotherapy services represent good value for money?

Answered: 364 Skipped: 132

57



and the clinical evidence, do you think Hydrotherapy services represent good value for money?

Answered: 364 Skipped: 132

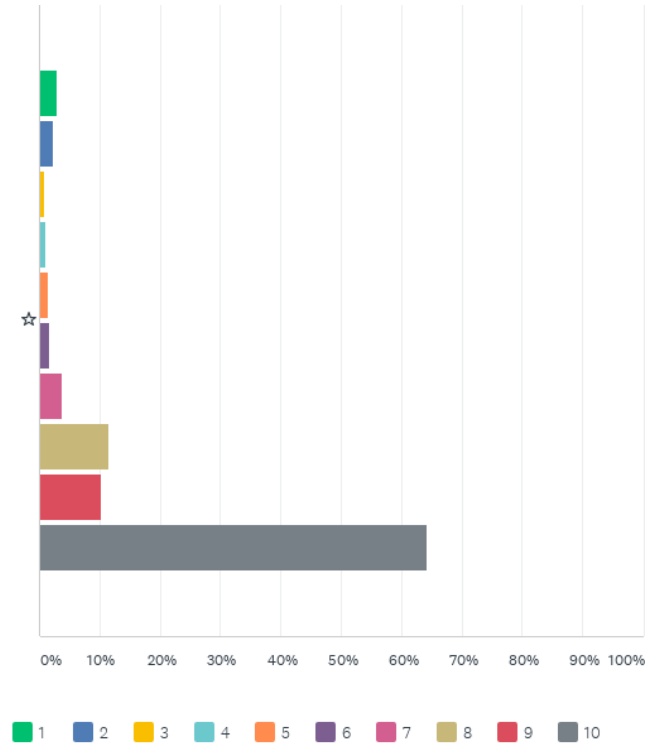
58

ANSWER CHOICES	RESPONSES	
Yes	91.76%	334
No	8.24%	30
TOTAL		364

Q11: If Hydrotherapy services were to close what impact would this have on patients?(1 no impact - 10 substantial impact)

Answered: 364 Skipped: 132

59



Q11: If Hydrotherapy services were to close what impact would this have on patients?(1 no impact - 10 substantial impact)

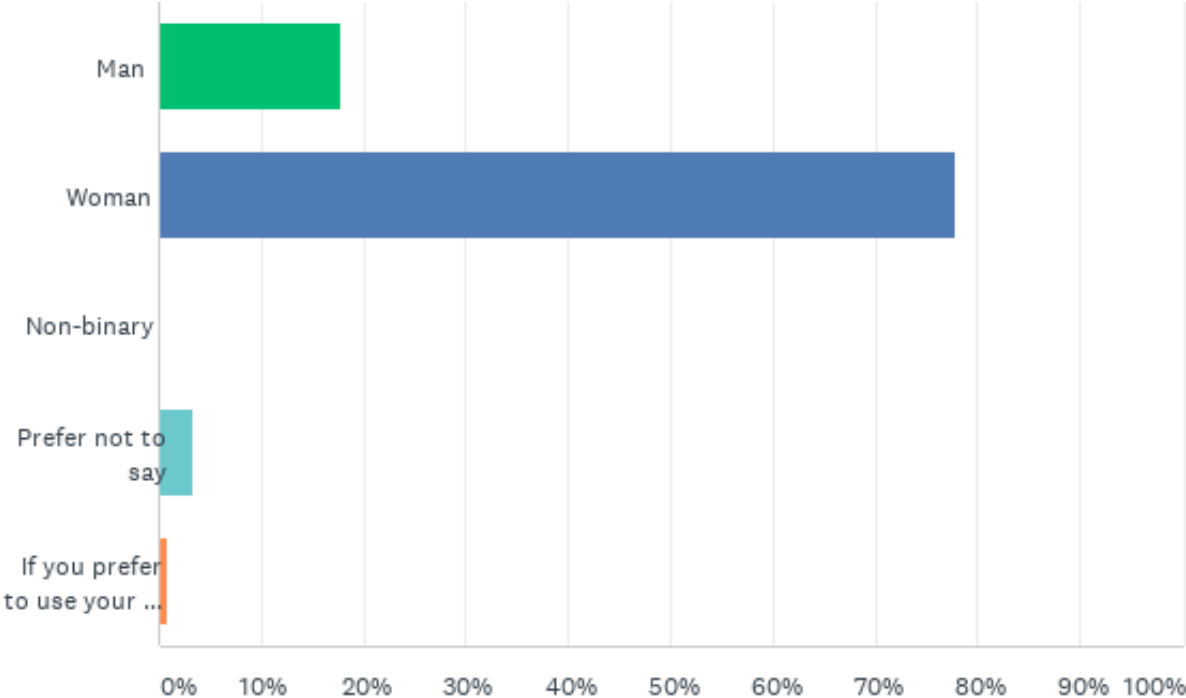
Answered: 364 Skipped: 132

09	1	2	3	4	5	6	7	8	9	10	TOTAL	WEIGHTED AVERAGE
☆	3.02%	2.20%	0.82%	1.10%	1.37%	1.65%	3.85%	11.54%	10.16%	64.29%	364	8.85
	11	8	3	4	5	6	14	42	37	234		

Q13: Gender

Answered: 338 Skipped: 158

61



Q13: Gender

Answered: 338 Skipped: 158

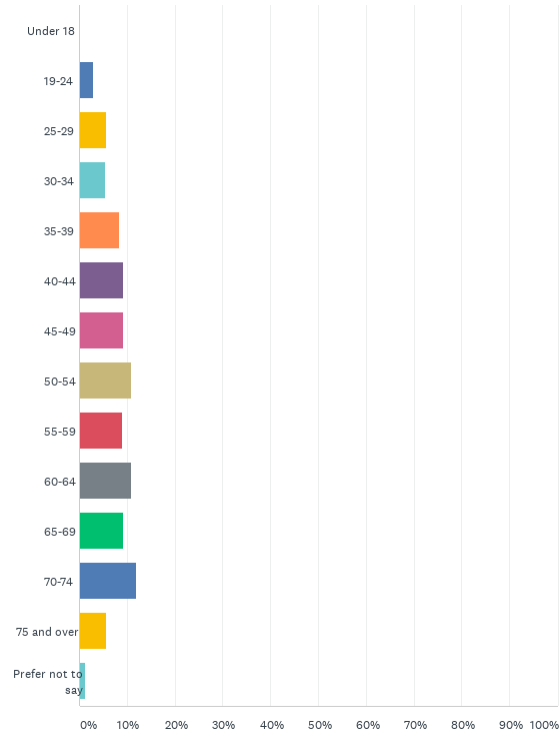
62

ANSWER CHOICES	RESPONSES	
Man	17.75%	60
Woman	77.81%	263
Non-binary	0.30%	1
Prefer not to say	3.25%	11
If you prefer to use your own term, please state here	0.89%	3
TOTAL		338

Q14: Your age?

Answered: 333 Skipped: 163

63



Q14: Your age?

Answered: 333 Skipped: 163

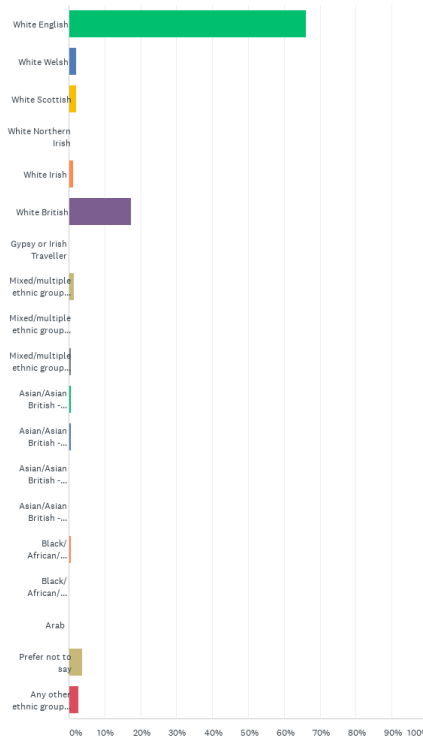
64

ANSWER CHOICES	RESPONSES	
Under 18	0.00%	0
19-24	3.00%	10
25-29	5.71%	19
30-34	5.41%	18
35-39	8.41%	28
40-44	9.31%	31
45-49	9.31%	31
50-54	10.81%	36
55-59	9.01%	30
60-64	10.81%	36
65-69	9.31%	31
70-74	12.01%	40
75 and over	5.71%	19
Prefer not to say	1.20%	4
TOTAL		333

place of birth or citizenship. It is about the group to which you perceive you belong. Please tick the appropriate box.

Answered: 322 Skipped: 174

65



place of birth or citizenship. It is about the group to which you perceive you belong. Please tick the appropriate box.

Answered: 322 Skipped: 174

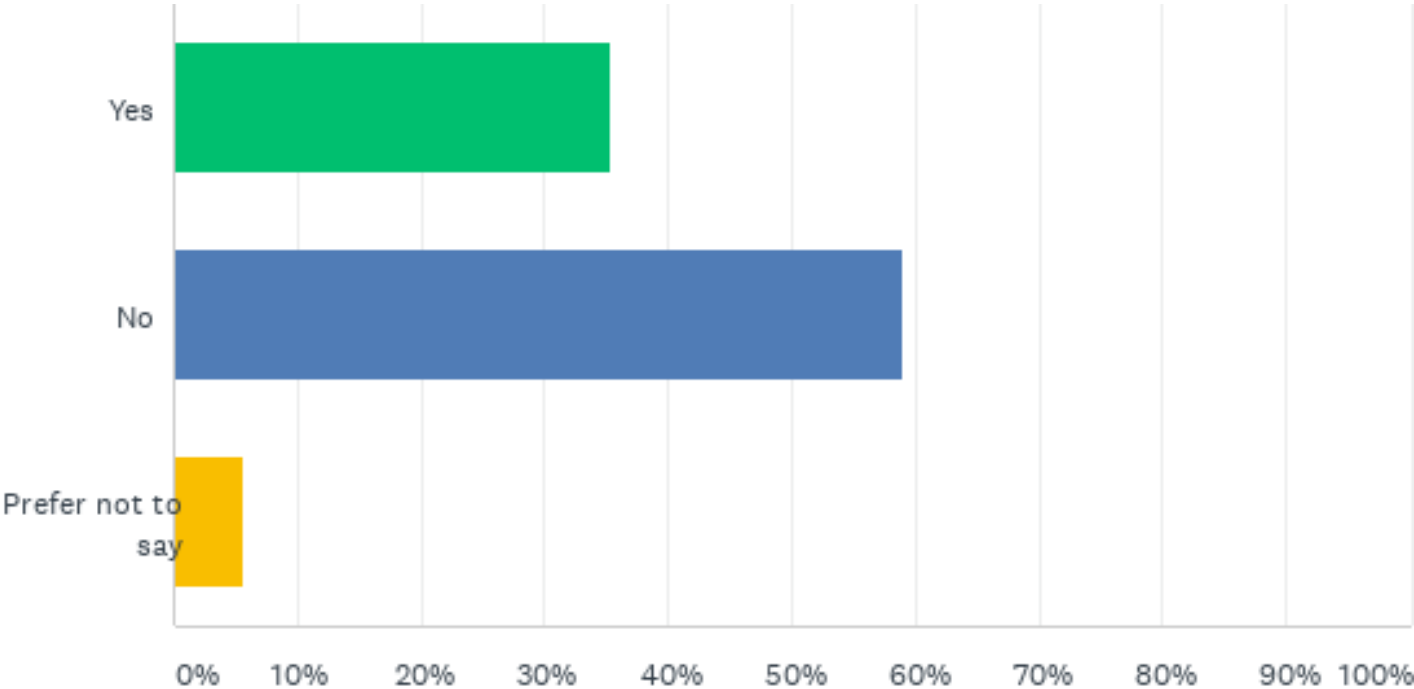
ANSWER CHOICES	RESPONSES	
White English	66.15%	213
White Welsh	2.17%	7
White Scottish	2.17%	7
White Northern Irish	0.00%	0
White Irish	1.24%	4
White British	17.39%	56
Gypsy or Irish Traveller	0.00%	0
Mixed/multiple ethnic groups - White and Black Caribbean	1.55%	5
Mixed/multiple ethnic groups - White and Black African	0.00%	0
Mixed/multiple ethnic groups - White and Asian	0.62%	2
Asian/Asian British - Indian	0.62%	2
Asian/Asian British - Pakistani	0.62%	2
Asian/Asian British - Bangladeshi	0.00%	0
Asian/Asian British - Chinese	0.00%	0
Black/ African/ Caribbean/ Black British - African	0.62%	2
Black/ African/ Caribbean/ Black British - Caribbean	0.00%	0
Arab	0.31%	1
Prefer not to say	3.73%	12
Any other ethnic group, please state here:	2.80%	9
TOTAL		322

66

Q16: Do you consider yourself to have a disability?

Answered: 337 Skipped: 159

67



Q16: Do you consider yourself to have a disability?

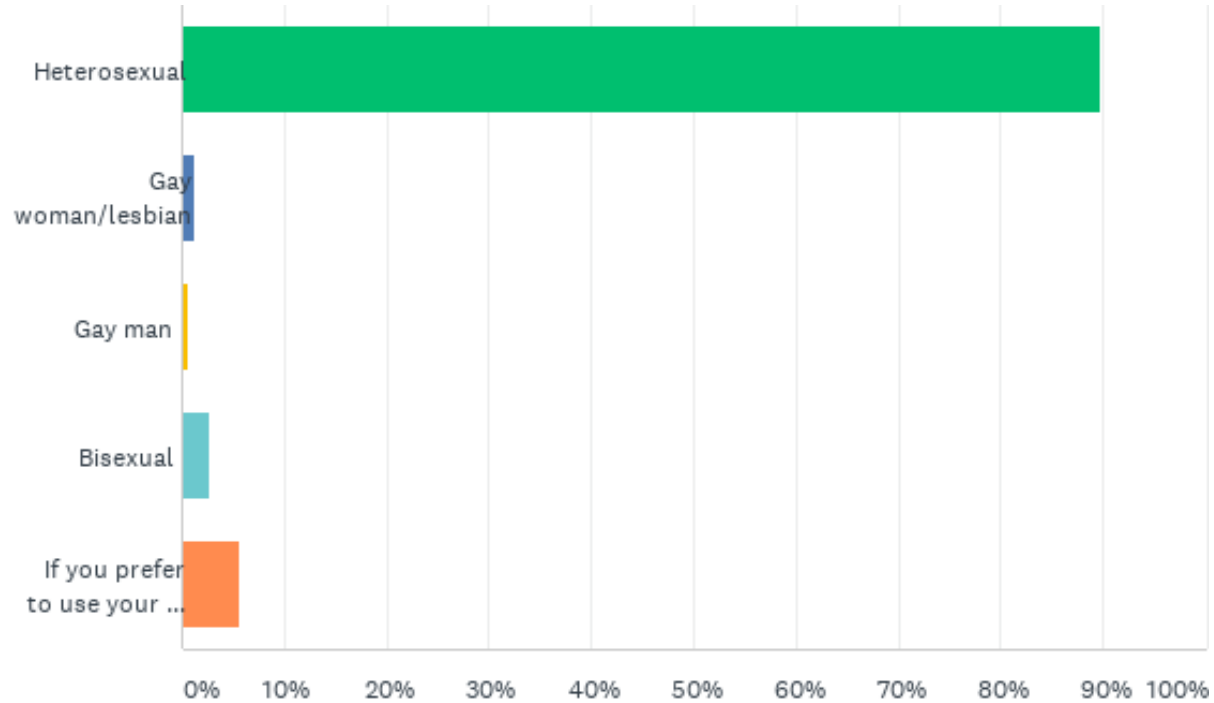
Answered: 337 Skipped: 159

89

ANSWER CHOICES	RESPONSES	
Yes	35.31%	119
No	59.05%	199
Prefer not to say	5.64%	19
TOTAL		337

Q17: What is your sexual orientation?

Answered: 322 Skipped: 174



69

Q17: What is your sexual orientation?

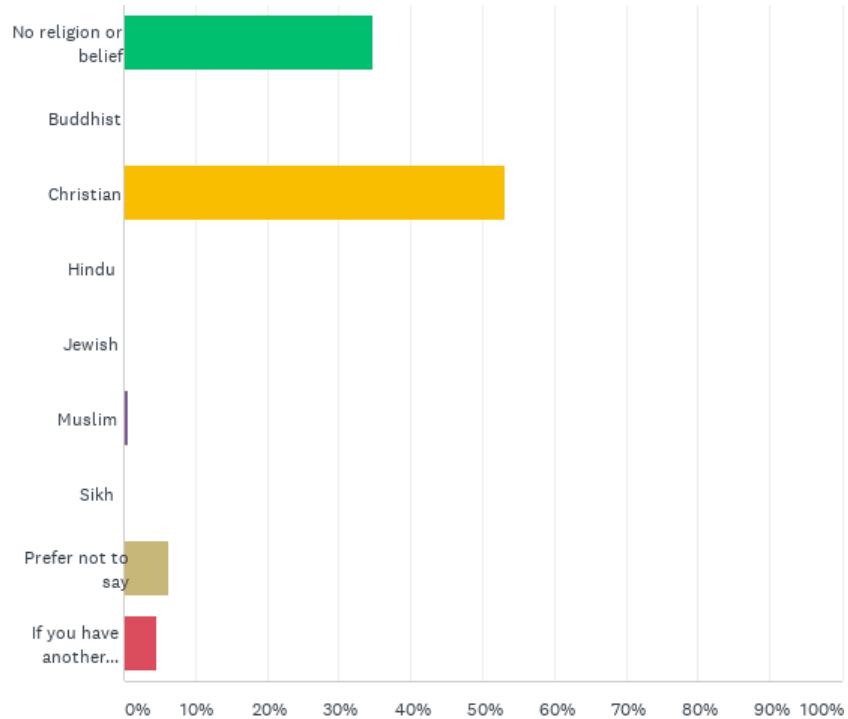
Answered: 322 Skipped: 174

70

ANSWER CHOICES	RESPONSES	
Heterosexual	89.75%	289
Gay woman/lesbian	1.24%	4
Gay man	0.62%	2
Bisexual	2.80%	9
If you prefer to use your own term, please state here.	5.59%	18
TOTAL		322

Q18: What is your religion or belief?

Answered: 331 Skipped: 165



71

Q18: What is your religion or belief?

Answered: 331 Skipped: 165

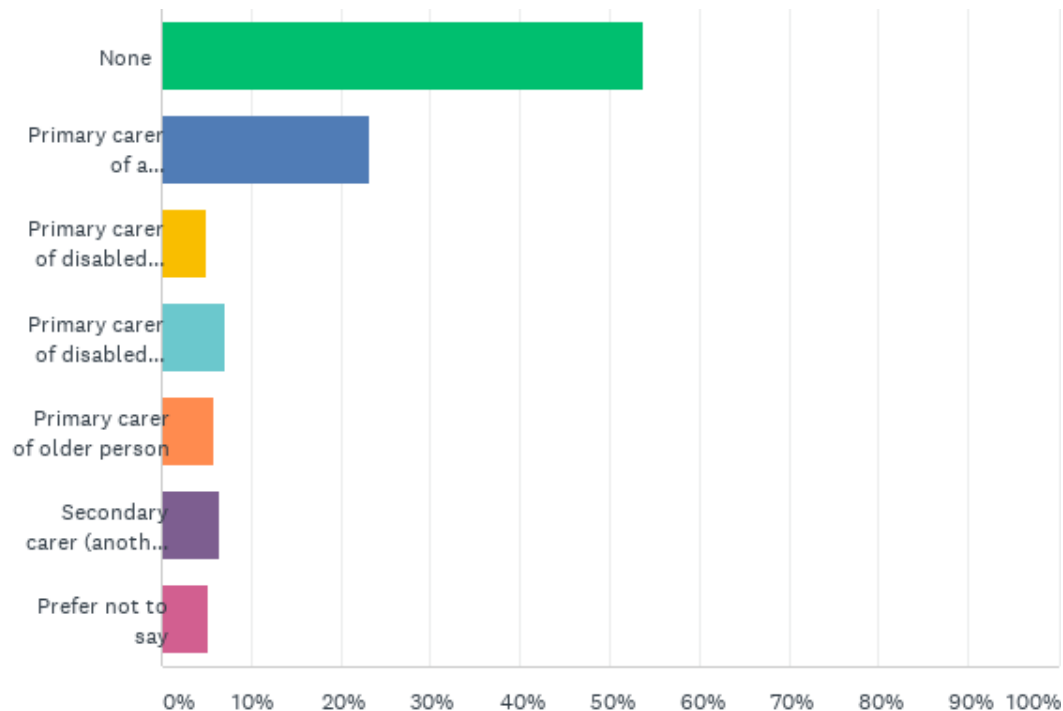
72

ANSWER CHOICES	RESPONSES	
No religion or belief	34.74%	115
Buddhist	0.00%	0
Christian	53.17%	176
Hindu	0.30%	1
Jewish	0.30%	1
Muslim	0.60%	2
Sikh	0.00%	0
Prefer not to say	6.34%	21
If you have another religion or belief, please state here	4.53%	15
TOTAL		331

Q19: Do you have caring responsibilities? If yes, please tick all that apply.

Answered: 324 Skipped: 172

73



Q19: Do you have caring responsibilities? If yes, please tick all that apply.

Answered: 324 Skipped: 172

74

ANSWER CHOICES	RESPONSES	
None	53.70%	174
Primary carer of a child/children (under 18)	23.15%	75
Primary carer of disabled child/children	4.94%	16
Primary carer of disabled adult (18 and over)	7.10%	23
Primary carer of older person	5.86%	19
Secondary carer (another person carries out the main caring role)	6.48%	21
Prefer not to say	5.25%	17
Total Respondents: 324		